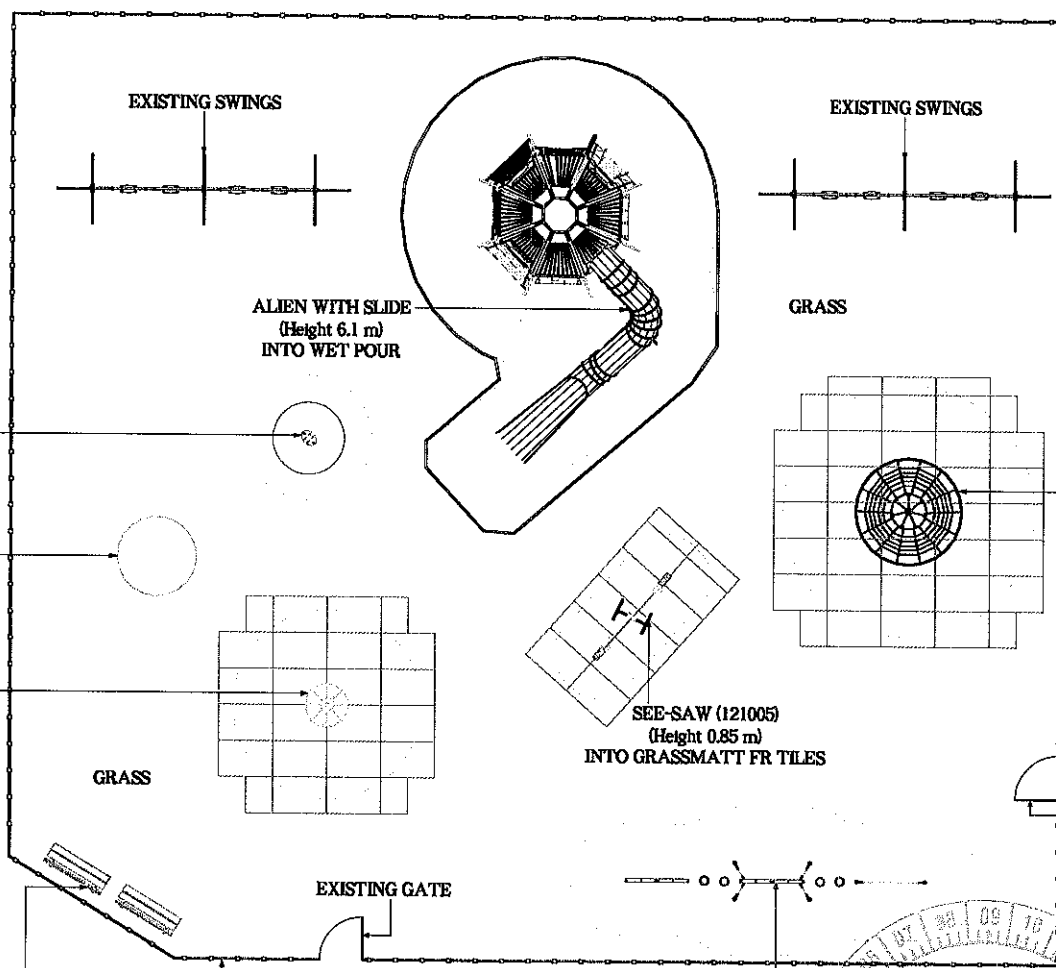


2007 1044



NOTES

KEY

FALLINGSPACE ZONE EN 1176

FREESPACE ZONE EN 1176

1 m x 1.5 m GRASSMAT FR TILES

REVISION

27/07/06 - ORIGINAL.	ISSUE A
28/01/07 - AMENDMENT BY C.P.S. CHK BY J.A. PLAY AREA REDESIGNED.	ISSUE B
02/08/07 - AMENDMENT BY J.A. CHK BY N.B. PLAY AREA REDESIGNED.	ISSUE C
17/08/07 - AMENDMENT BY N.B. CHK BY J.A. PLAY AREA REDESIGNED.	ISSUE D

CUSTOMER

FRIENDS OF BLAKEDOWN PLAYGROUND

PROJECT

BLAKEDOWN PLAYGROUND

TITLE

PLAY AREA

SMP (Playgrounds) Ltd
 Ten Acre Lane
 Thorpe, Egham
 Surrey
 TW20 8RU
 United Kingdom

Telephone
 +44 (0) 1784 489100

Facsimile
 +44 (0) 1784 431079
 email: sales@smp.co.uk
 website: www.smp.co.uk

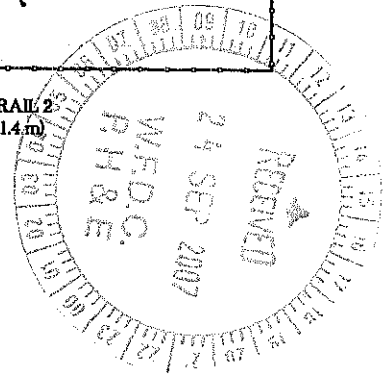
Playgrounds

SMP RECOMMEND THE PROVISION OF IMPACT ABSORBING SURFACING BENEATH ALL PLAY EQUIPMENT



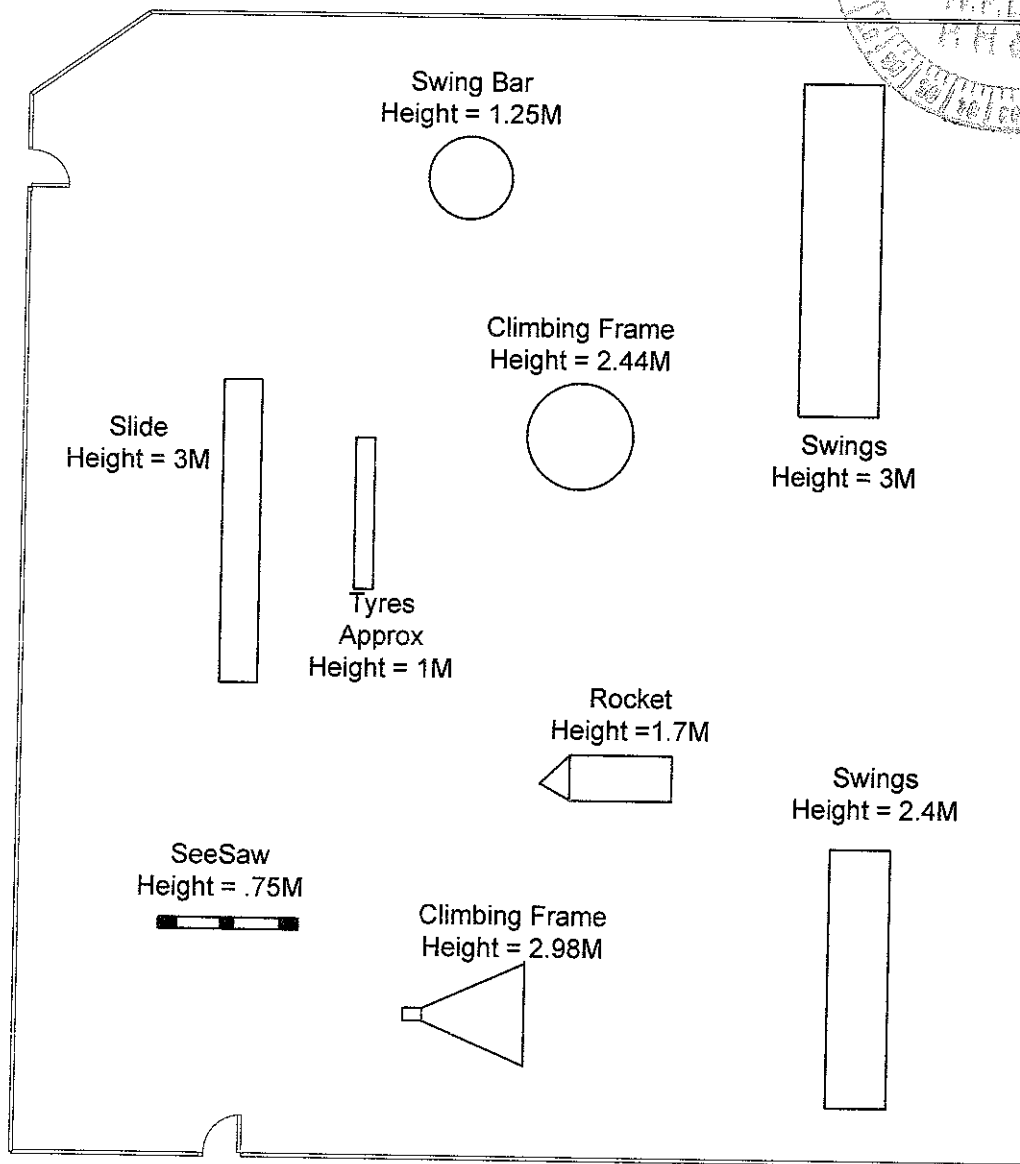
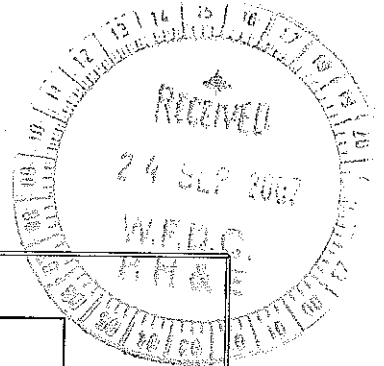
DATE	27/07/08	SCALE	1:100 @ A2
DRAWN BY :	N.B.	CHECKED BY :	J.C.

DRAWING No. 37216 ISSUE D

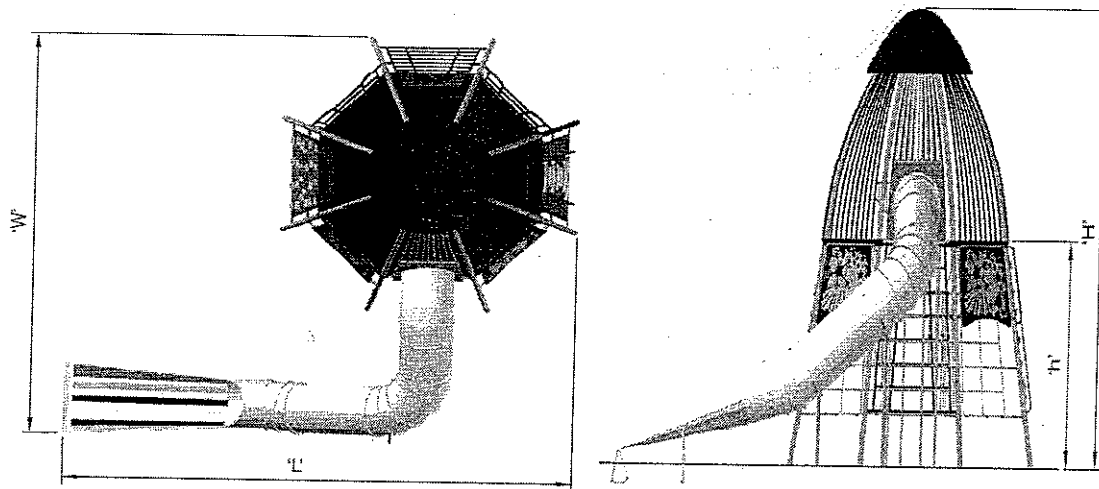


Playground Blakedown Existing Layout Birmingham Road Blakedown

2007 1 0 4 4

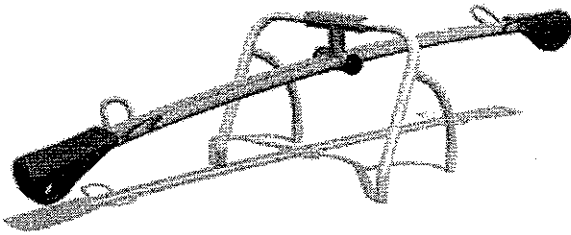


Scale: 1:200



REFERENCE		DATA ALIEN	DATA ALIEN WITH SLIDE (ALIEN/S)
OVERALL HEIGHT (H)	m	6.10	6.10
DECK HEIGHT (h)	m	3.00	3.00
OVERALL DIAMETER (D)	m	4.89	
OVERALL LENGTH (L)	m		7.80
OVERALL WIDTH (W)	m		6.60
OVERALL WEIGHT	kg	1938	2357
HEAVIEST PART	kg	96	96
LARGEST PART L x W x H	m	4.00 x 0.74 x 0.74	4.00 x 0.74 x 0.74
CONCRETE - FIRST POUR	m ³	1.56	1.56
CONCRETE - SECOND POUR - LOOSE FILL	m ³	2.53*	2.53*
CONCRETE - SECOND POUR - RUBBER	m ³	4.68*	4.68*
CONCRETE - SLIDE FIXINGS	m ³		2.75
MINIMUM SPACE	m	Ø8.67 x 7.00 High	7.80 Length x 6.60 Width x 7.00 High
FALLING SPACE AREA	m ²	59.25	80.16
IMPACT AREA (WET POUR)	m ²	60	82.25
LOOSE FILL AREA (SAND/BARK)	m ²	62.5	85.25
RUBBER TILES 1m x 1m		63	89
MANHOURS	hr.	96	112
MANPOWER		4	4
CONSTRUCTIONAL SPACE	m	12 x 12	14 x 14
MAXIMUM FREE FALL HEIGHT	m	3	3

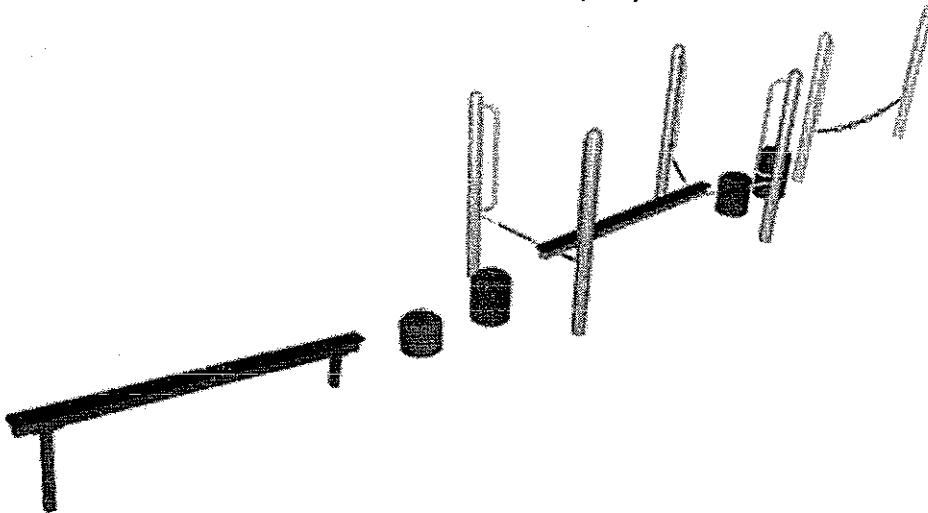
2007 1 0 4 4



Seesaw

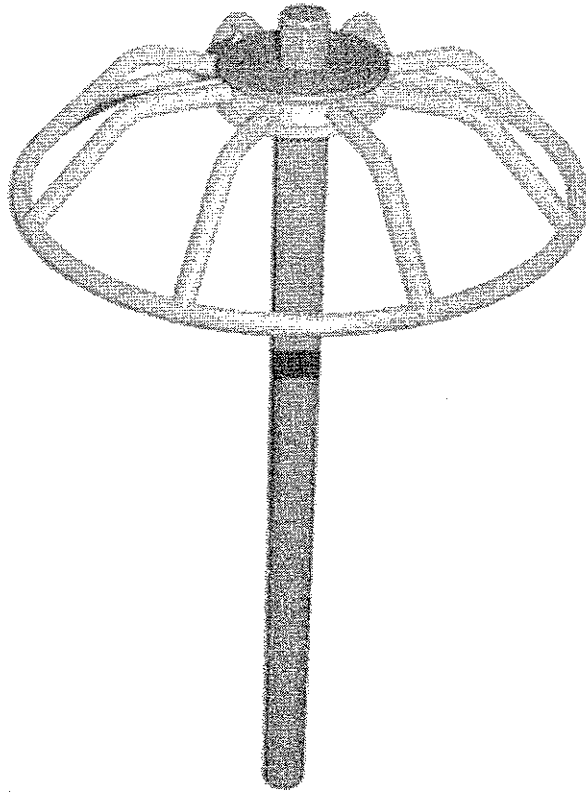


Required area: Length (Mtr) 3.2, Width (Mtr) 1.1




Play Trail 2

Equipment Dimensions		
Length x Width x Height - m	8.37 x 1.09 x 1.4	
Installation Information		
Total weight - kg	193.3	
Heaviest part - kg	50	
Largest part - m	1.09 x 1.07 x 0.69	
Min. concrete foundations - m ³	0.65	
Surface & Space Required		
Min. space L x W x H - m	11.38 x 4.09 x 3.05	
Max. freefall height - m	0.55	
Falling space area - m ²	37.16	
Wet pour area - m ²	21.25	
Loose fill area (sand/bark) - m ²	TBA	
PCC edge (wet pour area) - m	23.75	
Play Trail 2 Consists of		
Inclined Balance Beam		1
Stepping Stones		4
Wobble Board		1
Rope Walk		1



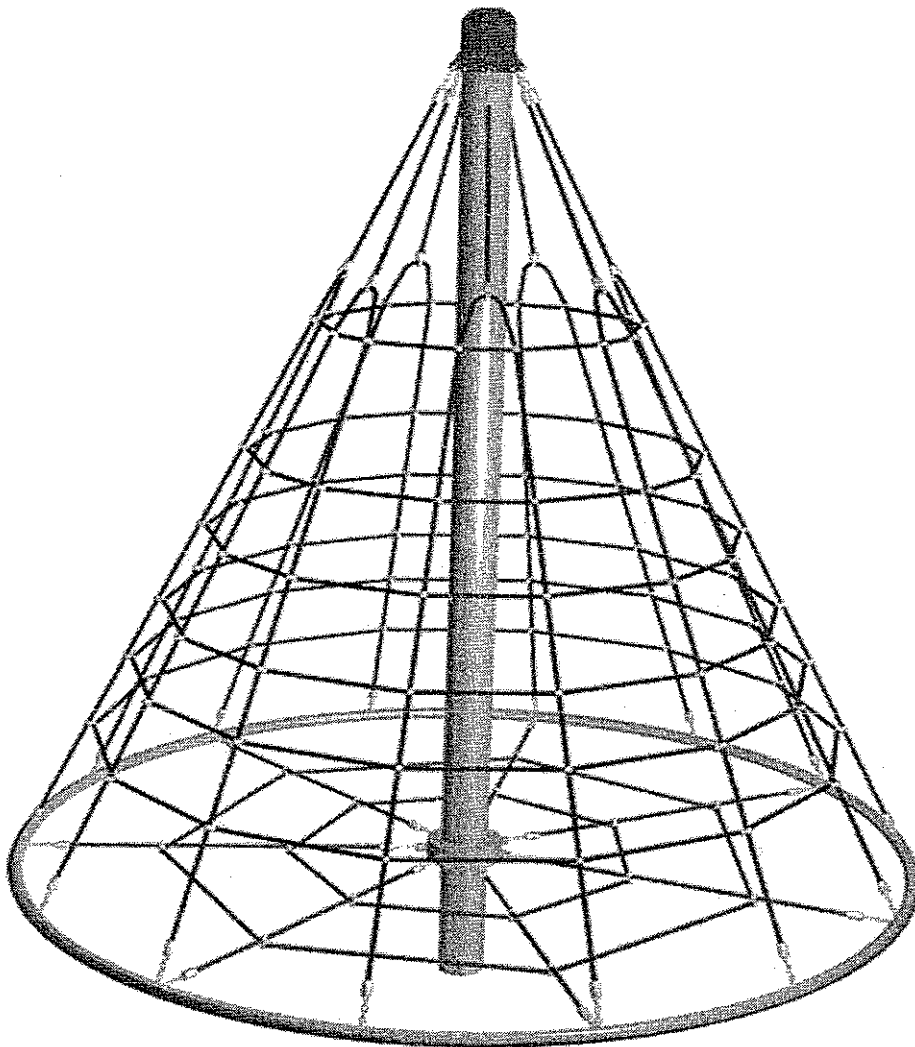
Tornado Carousel

Equipment Dimensions	
Diameter x Height - m	1.25 x 2.27
Installation Information	
Total weight - kg	165
Heaviest part - kg	115.5
Largest part - m	0.35 x 0.35 x 3.12
Min. concrete foundations - m ³	0.936
Surface & Space Required	
Min. space D x H - m	5.242 x 4.1
Max. freefall height - m	2.270
Falling space area - m ²	21.58
Wet pour area - m ²	23.25
Loose fill area (sand/bark) - m ²	23.25
PCC edge (wet pour area) - m	18.75



Whizzer

Equipment Dimensions	
Length x Width x Height - m	0.39 x 0.48 x 1.55
Installation Information	
Total weight - kg	47
Heaviest part - kg	31
Largest part - m	0.36 x 0.48 x 1.3
Min. concrete foundations - m ³	0.42
Surface & Space Required	
Min. space D x H - m	3.5 x 2.1
Max. freefall height - m	0.3
Falling space area - m ²	9.5
Wet pour area - m ²	10.25
Loose fill area (sand/bark) - m ²	10.5
PCC edge (wet pour area) - m	12



3.3m Cone Climber

Age range	8-14 YEARS
Equipment Dimensions	
Diameter x Height - m	3 x 3.3
Installation Information	
Total weight - kg	130
Heaviest part - kg	90
Largest part - m	4.2 x 0.25 x 0.25
Min. concrete foundations - m ³	0.72
Surface & Space Required	
Min. space Diameter - m	7
Max. freefall height - m	2.2
Falling space area - m ²	38.49
Wet pour area - m ²	40.75
Loose fill area (sand/bark) - m ²	41.5
PCC edge (wet pour area) - m	23.6